

Battens Cladding Slats Geometrics Other Accessories.

Modular Profiles Combining the Beauty of Wood,
With the Benefits of Aluminium.

W. www.knotwood.com.au

E. sales@knotwood.com.au

P. 1300 566 896

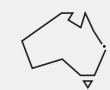
A. Unit 2/63 Burnside Rd, Stapylton QLD 4207

We offer cleverly designed modular aluminium profiles that are quick and easy to install.

All components simply clip together and don't require welding.

Any fixings that may be required are completely concealed for a clean and seamless finish.

Our profiles come in a variety of unique shapes and sizes and are available in an ever evolving range of wood grain and powder coat colours and finishes.



Made in Australia.

Our aluminium is sourced from North Queensland and is extruded and finished on the Gold Coast. This means shorter lead times, reliable warranties and a product that is built to Australian standards.

Battens 6

25mm Suite	9
50mm Suite	
Slimline Battens	10
Joiners & Spacers	
Mounting Plates & Tracks	
Wide Batten Suite	11
Batten Clips	12
Self Mating	14

Cladding 16

Traditional Boards	18
Dimensional Board	19
Clips & Starters	20
Corner, Joiner & End Trims	
Window Flashing	21

Slats 22

Slats	24
Elliptical	
Channels	
Routed Frames	25
Gate Frames	
Posts	26
Handrails	27

Geometrics 28

RHS	30
SHS	31
Angles	
U Channel	

Other 32

Box Post	34
Beam	
Modular U Channel	
Infills	35

Accessories 36

Base Plate	38
Spacers	
Bracket	
Gate Components	39
Gate Hinges & Locks	

Benefits

All of our modular profiles give you incredible customisation with:

- _Profile shapes and sizes.
- _Spacing preference.
- _Batten and slat angle options.
- _Different backing alternatives.
- _A range of finishes.



NON WARPING

Aluminium is not only lighter and stronger but it's also straighter than real wood.



COLOUR STABILITY

All of our colours have been rigorously tested to withstand the most extreme environments



NON POROUS

Knotwood is non porous and will not swell, grow mould or mildew when exposed to wet conditions.



NON COMBUSTIBLE

Knotwood is a non combustible product and manufactured to meet relevant international fire standards.



ECO FRIENDLY

Knotwood is 100% recyclable, uses VOC free coatings and lead free finishes.



STAIN & SCRATCH RESISTANT

Our specialty top coats provide resistance to chipping, flaking and blistering.



INSECT PROOF

Knotwood is impervious to termites and ants, and doesn't require chemical treatments to be protected from pests.



LOW MAINTENANCE

Our specialised finishes have outstanding properties to ensure ease of maintenance.



Battens
Cladding
Slats
Geometrics
Other
Accessories.

Battens


We have over 20 different shapes and sizes that can be used with our batten joiners, spacers and brackets.

2 Part Battens

25mm Suite
50mm Suite
Slimline Battens
Wide Battens
Joiners & Spacers
Mounting Plates & Tracks
Batten Clips

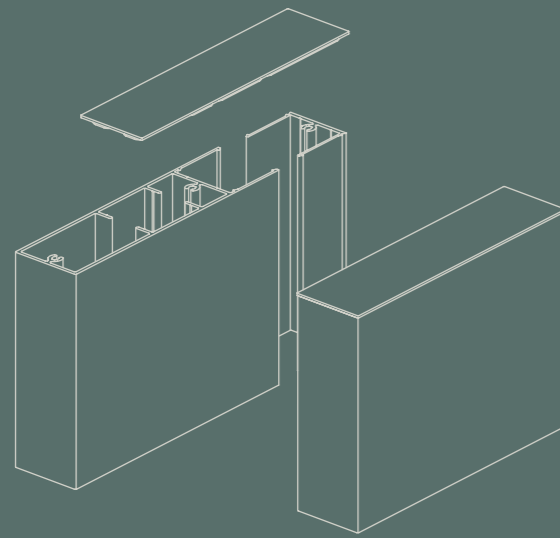
Self Mating

Rectangles
Square Boxes



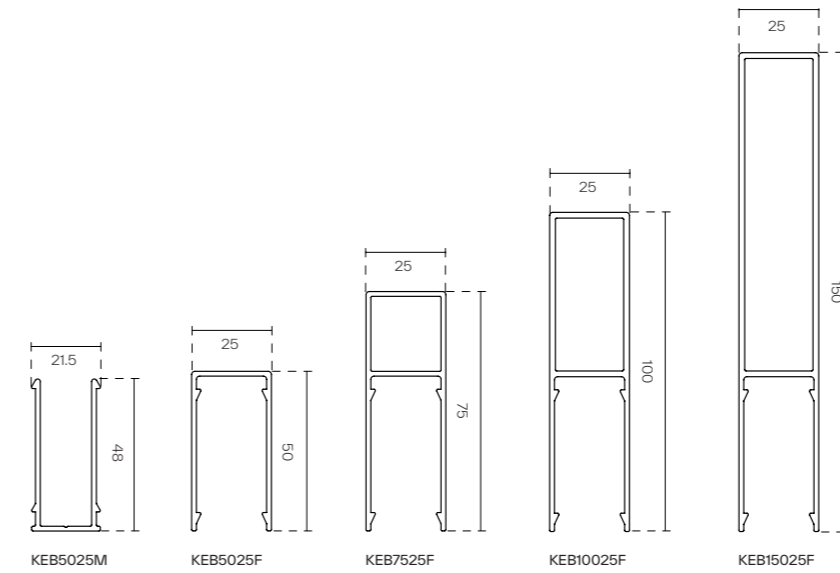
2 Part Battens

Based on a 2 part system. The brackets are fixed to the substrate, then the batten is simply clipped on to conceal the fixings. End caps can be attached if required.

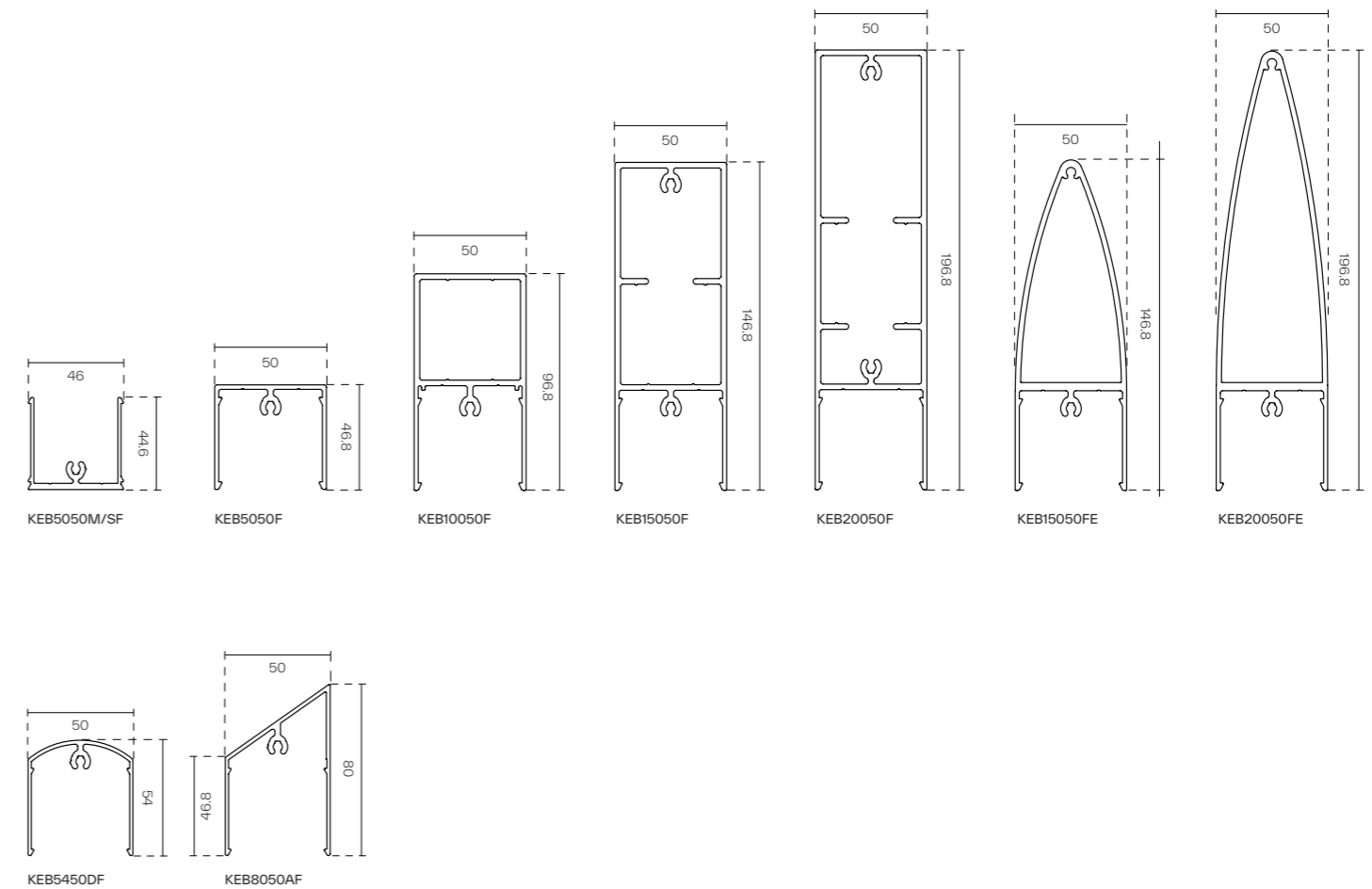


- 25mm Suite
- 50mm Suite
- Slimline Battens
- Wide Battens
- Joiners & Spacers
- Mounting Plates & Tracks
- Batten Clips

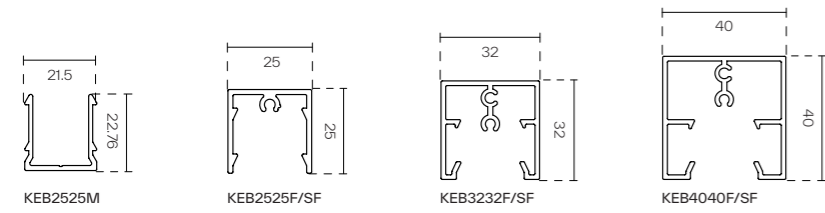
25mm Suite



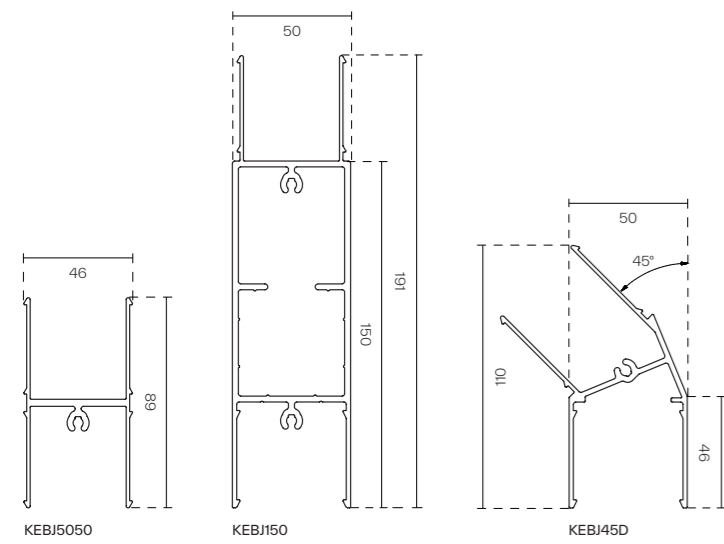
50mm Suite



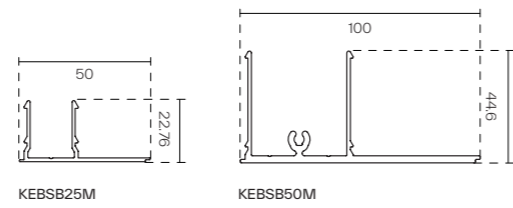
Slimline Battens



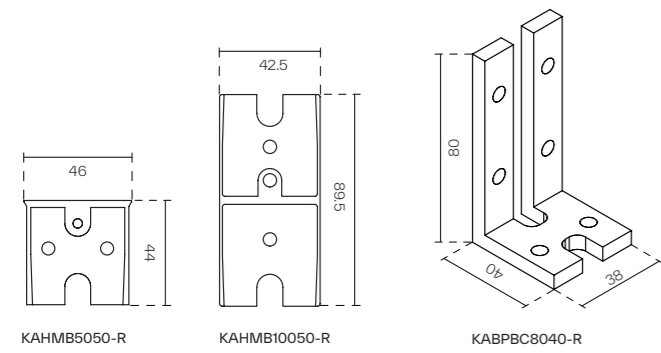
Joiners



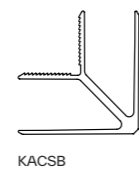
Spacers



Mounting Plates

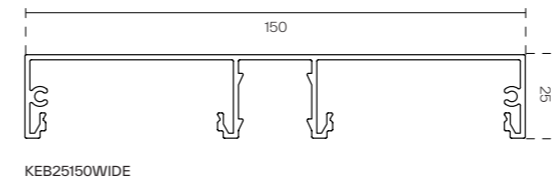
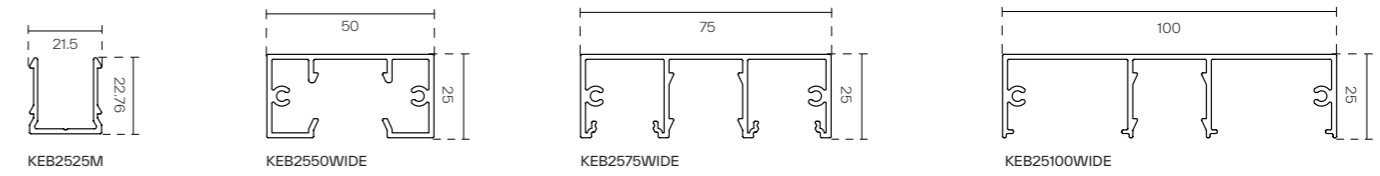


Corner Stake



Wide Battens

Matching infills available. Refer to pg 35.



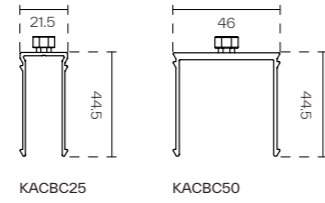
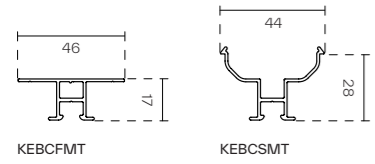
Endcaps

Matching aluminium endcaps are offered to suit all batten shapes and sizes.

The endcaps are a press fit design. Supply of endcaps with counter sunk screw holes are optional.

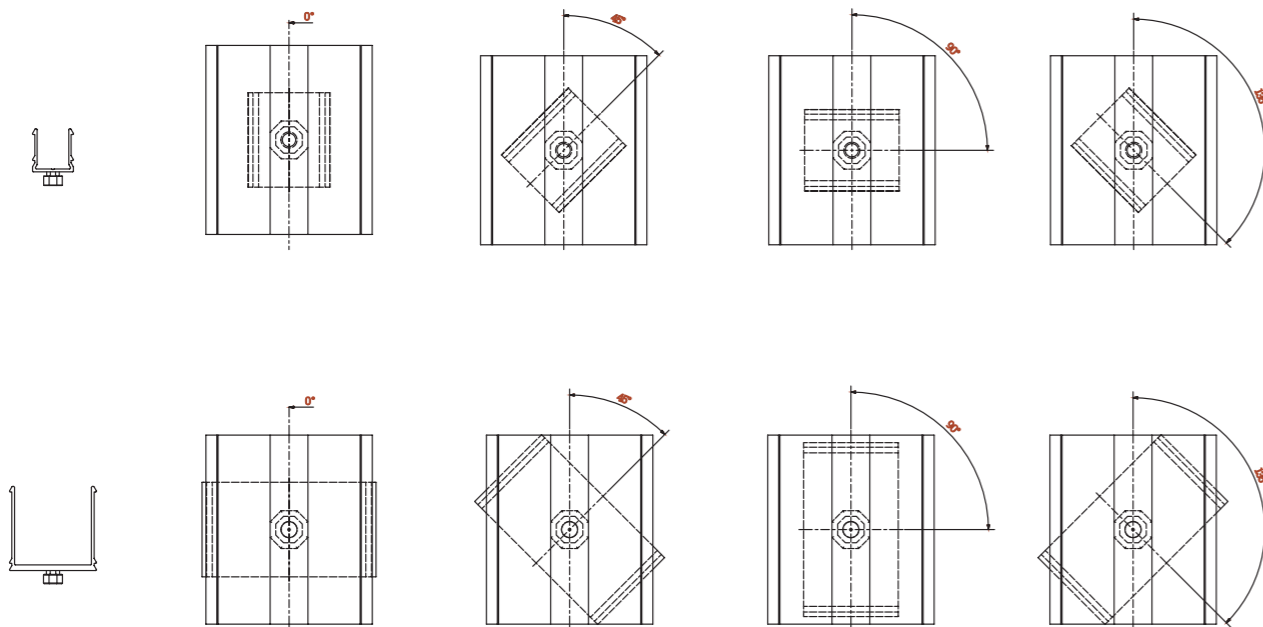
Mounting Tracks

Batten Clips



Angle Options of Batten Clips

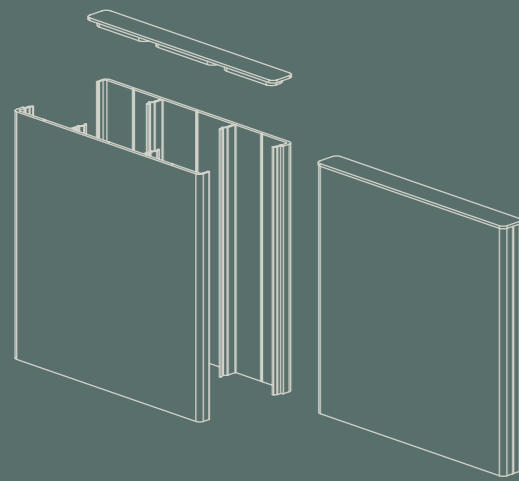
Knotwood's batten clips are designed with an octagonal head which can be inserted into the mounting track on different angles.



Self Mating

Cleverly designed profiles that self mate to create various batten shapes and sizes.

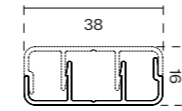
A cost effective solution that works with all of our systems.



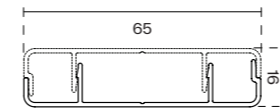
Rectangles
Boxes

Rectangles

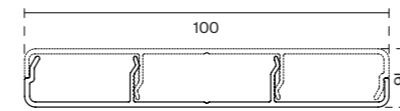
Extrusions sold in single pieces. Two pieces required to make a complete full length.



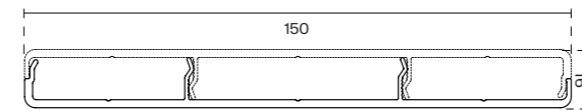
KESM3816



KESM6516



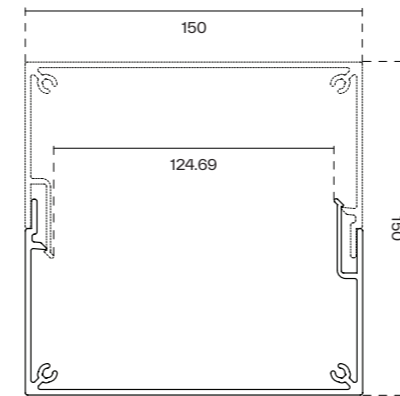
KESM10016



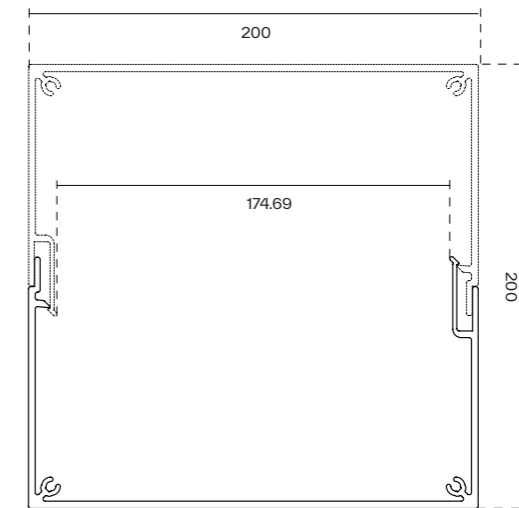
KESM15016

Boxes

Extrusions sold in single pieces. Two pieces required to make a complete full length.



KESM150150



KESM200200

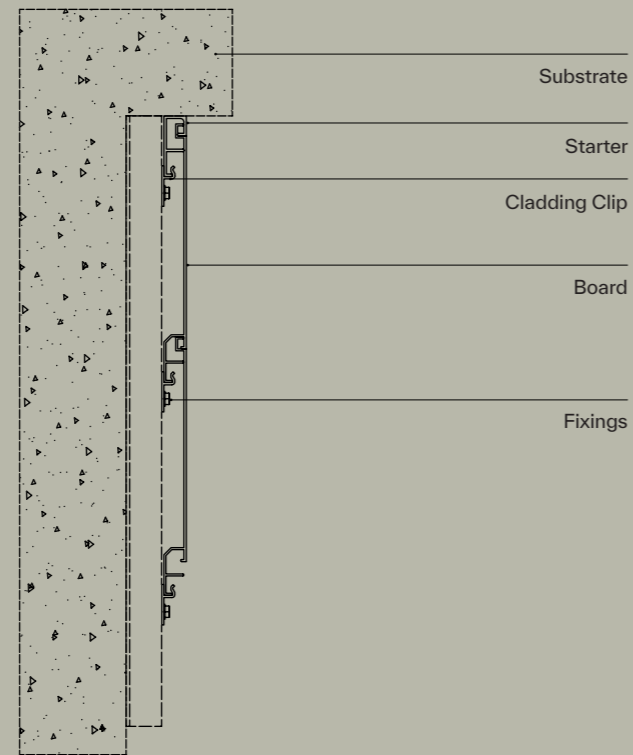
Cladding

A selection of board styles that interlock together. Trims and finishing pieces provide a clean, minimal finish.

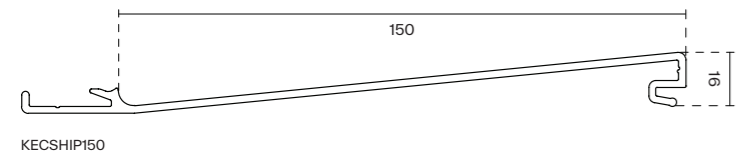
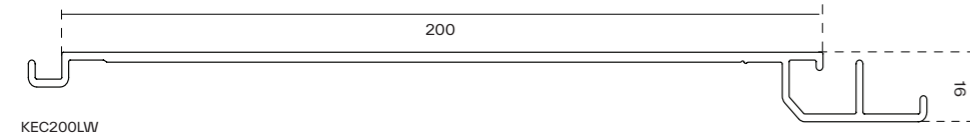
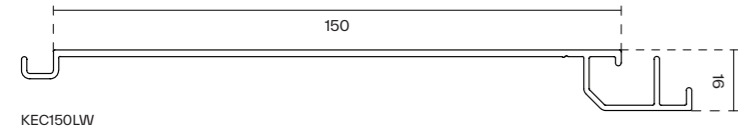
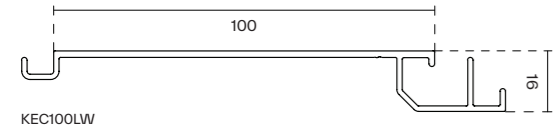
Clip in profiles can be added to our dimensional board for a striking textured effect.

- Traditional Boards
- Dimensional Cladding
- Clip Ins
- Clips & Starters
- Corner, Joiner & End Trims
- Window Flashing

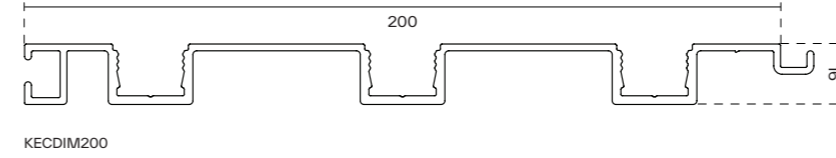
Specifications



Traditional Boards

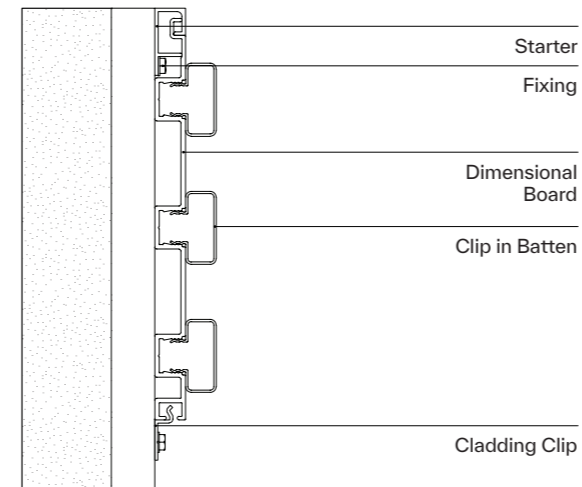


Dimensional Board

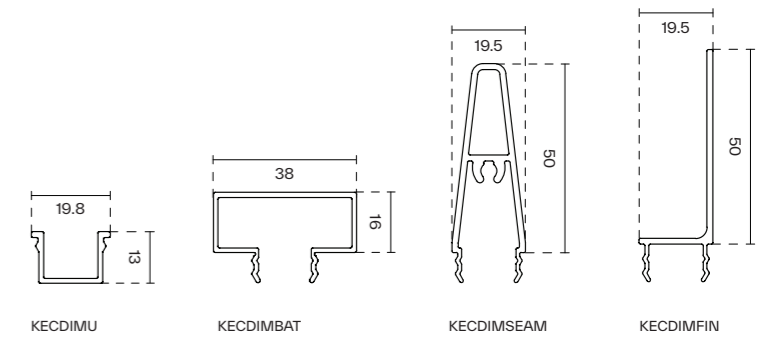


Specifications

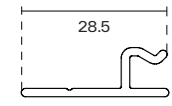
TOP VIEW



Clip Ins

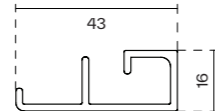


Clips

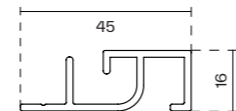


KA0CC45

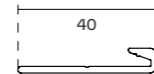
Starters



KEDSTR-SQ

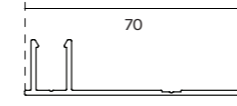


KEDIMSTR

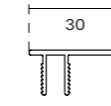


KECSTRBU

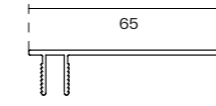
End Trims



KECFBF

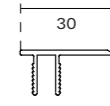


KECFTTSM

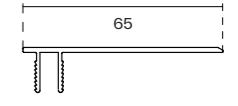


KECFTTLM

SLOTTED

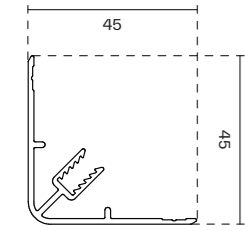


KECFTTMSLT

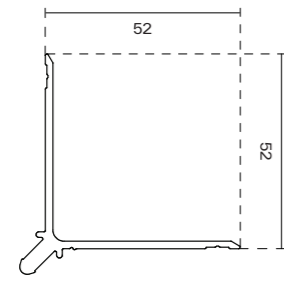


KECFTTMSLT

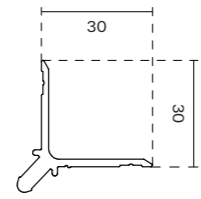
Corner Trims



KECIECF

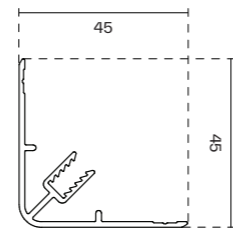


KECIECLM



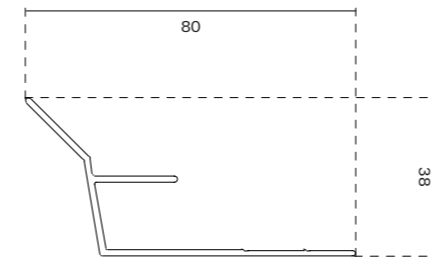
KECIECSM

SLOTTED



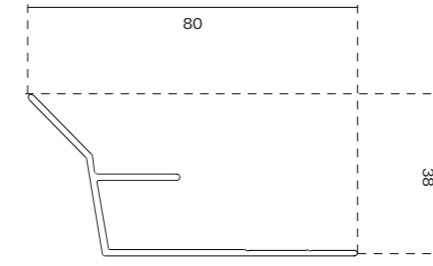
KECIECFSLT

Window Flashing



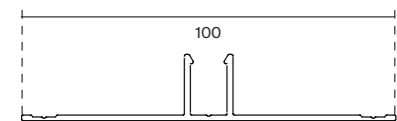
KECWF

SLOTTED

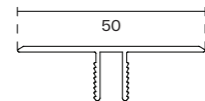


KECWFSLT

Joiner Trims

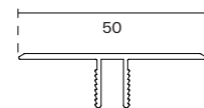


KECJBF



KECJTM

SLOTTED

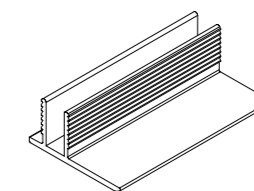


KECJTMSLT

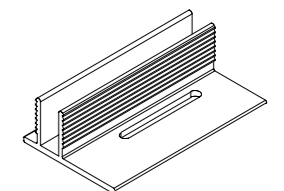
Specifications

Some profiles are available in both a normal or slotted version. Slotted allows for better drainage.

ORIGINAL



SLOTTED

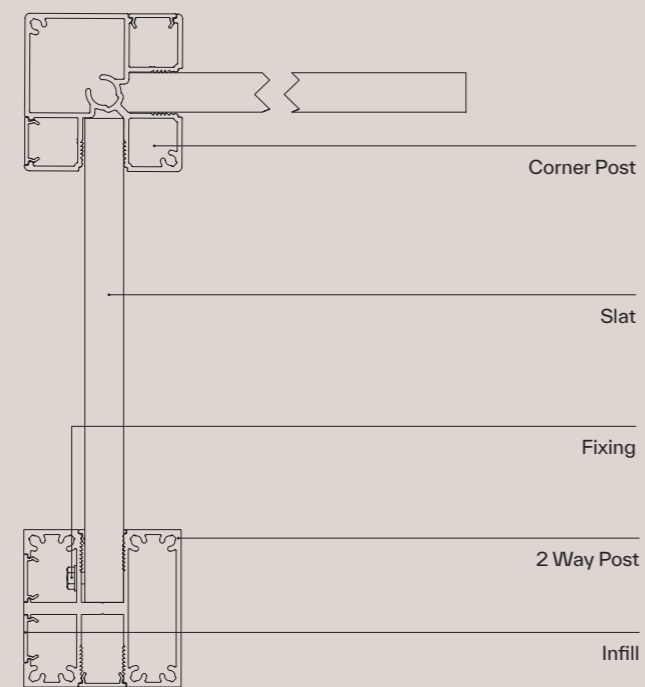


Slats

A huge variety of geometric shapes that integrate with our specially designed posts and framing systems. Great for shutters, louvres, fences, gates & balustrades.

Slats
Elliptical
Channels
Routed Frames
Gate Frames
Posts
Handrails

Specifications

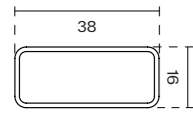


Slats

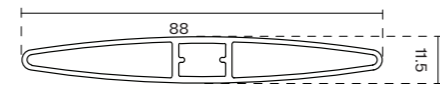
Elliptical

Routed Frames

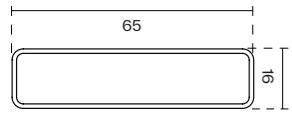
Matching infills available. Refer to pg 35.



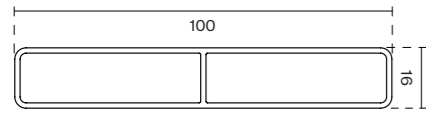
KES3816



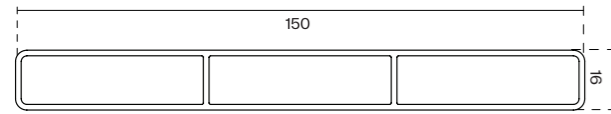
KELS88



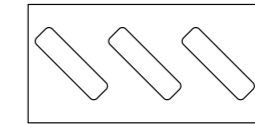
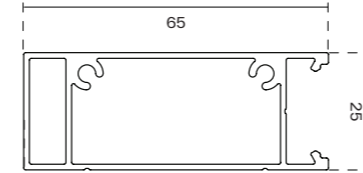
KES6516



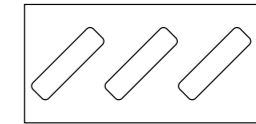
KES10016



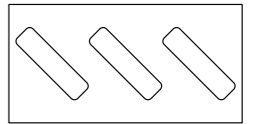
KES15016



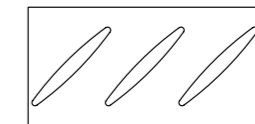
KESRF65L



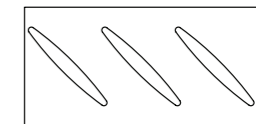
KESRF65R



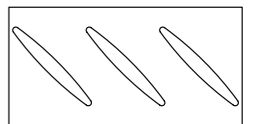
KESRF65M




KESRF88L



KESRF88R



KESRF88M



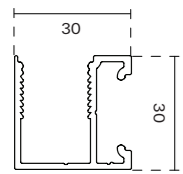
KESRF6525

Channels

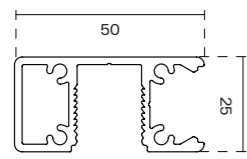
Matching infills available. Refer to pg 35.

Gate Frames

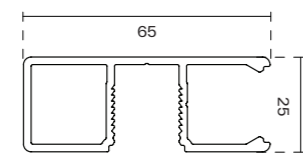
Matching infills available. Refer to pg 35.



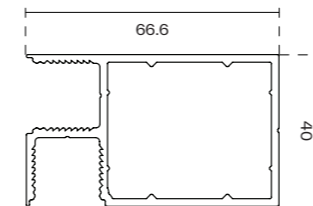
KESP3030



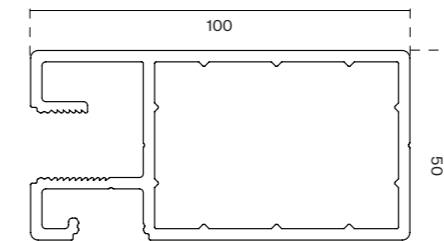
KESPIW5025



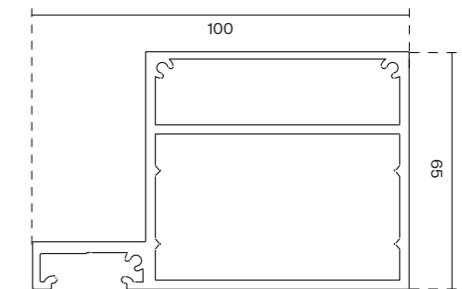
KESPIW6525



KESGF6640



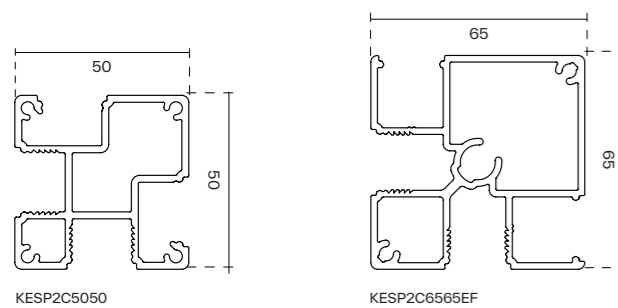
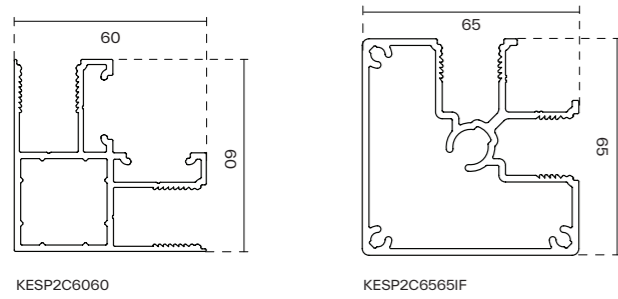
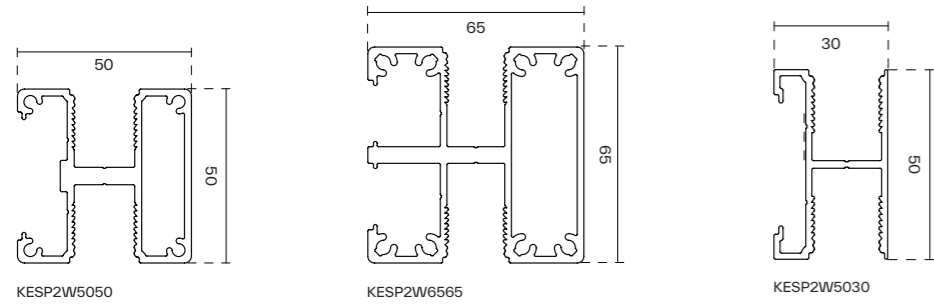
KESGF10050



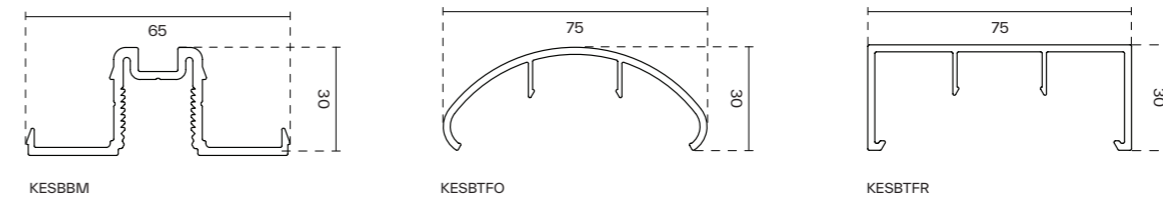
KESBGF10065

Posts

Matching infills available. Refer to pg 35.



Handrails



Endcaps

Matching aluminium endcaps are offered to suit all slat shapes and sizes.

The endcaps are a press fit design. Supply of endcaps with counter sunk screw holes are optional.

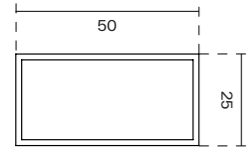
Geometrics

Hollow sections, angles and channels that can be used independently or integrated with other systems.

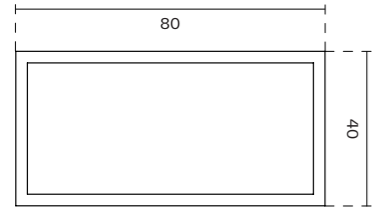
RHS
SHS
Angles
U Channel



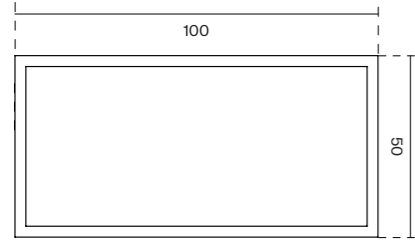
RHS



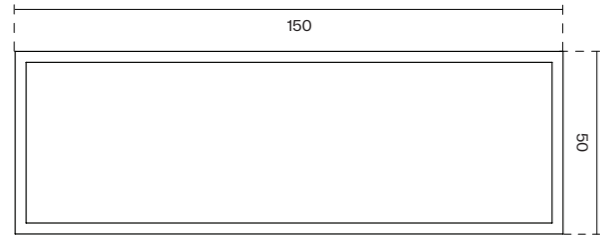
KEGR5025



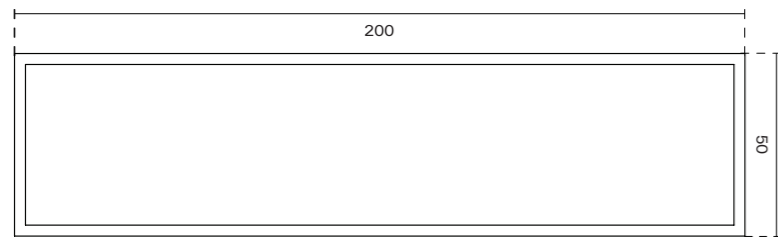
KEGR8040



KEGR10050

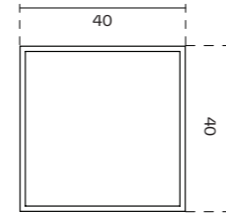


KEGR15050

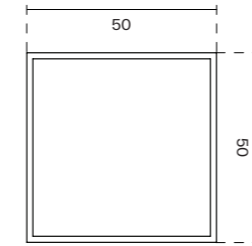


KEGR20050

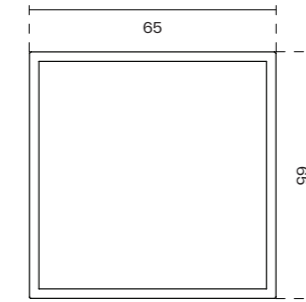
SHS



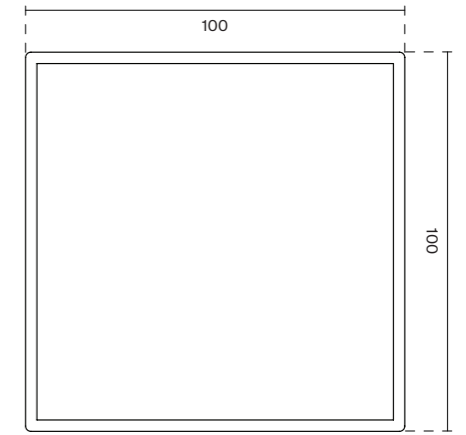
KEGSHS40



KEGSHS50

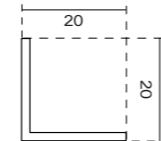


KEGSHS65

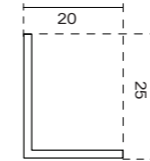


KEGSHS100

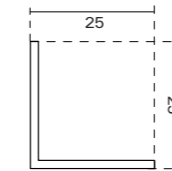
Angles



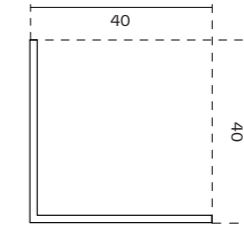
KEGA2020



KEGA2520

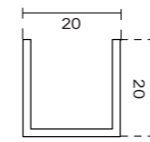


KEGA2525



KEGA4040

U Channels



KEGC2020

Other

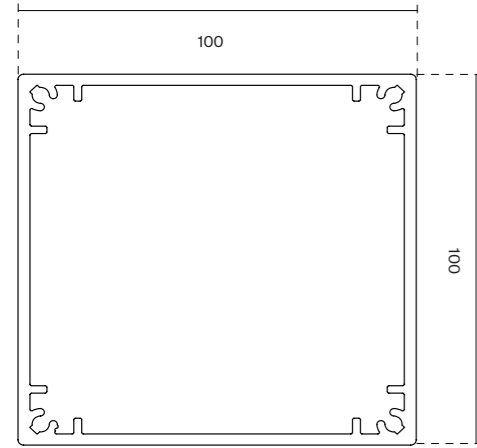
A huge variety of geometric shapes that integrate with our specially designed posts and framing systems.

Box Post
Beams
Modular U Channels
Infills



Box Post

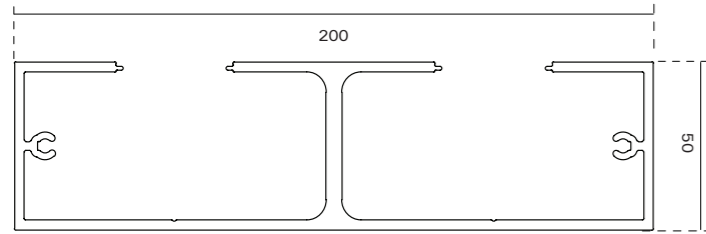
Compatible brackets are used with box posts. Refer to pg 38.



KEMPSHS100

Beams

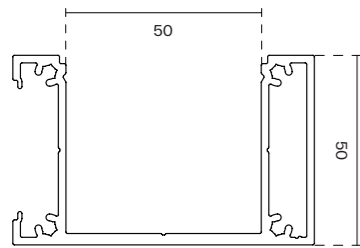
Matching infills available. Refer to pg 35.



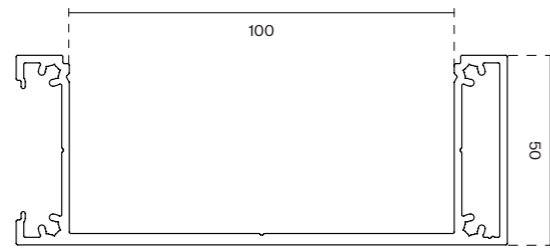
KEMPB20050

Modular U Channels

Matching infills available. Refer to pg 35.

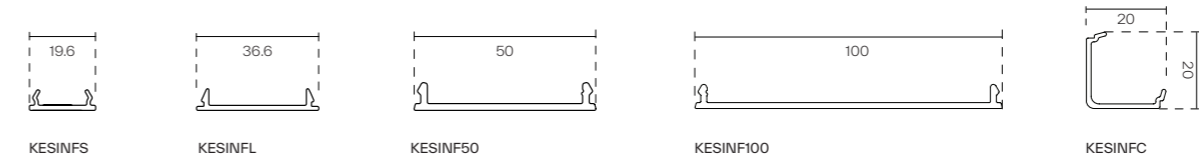


KESP5050



KESP10050

Infills



KESINFS

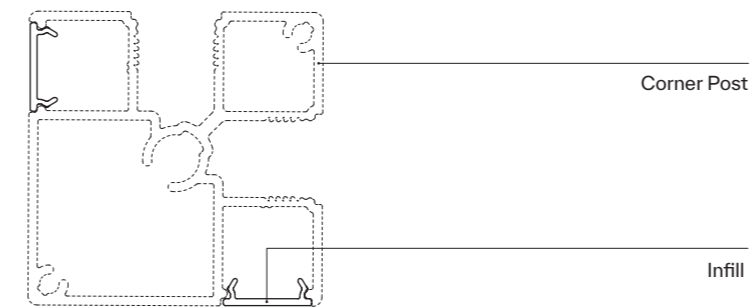
KESINFL

KESINF50

KESINF100

KESINFC

Specifications



Corner Post

Infill

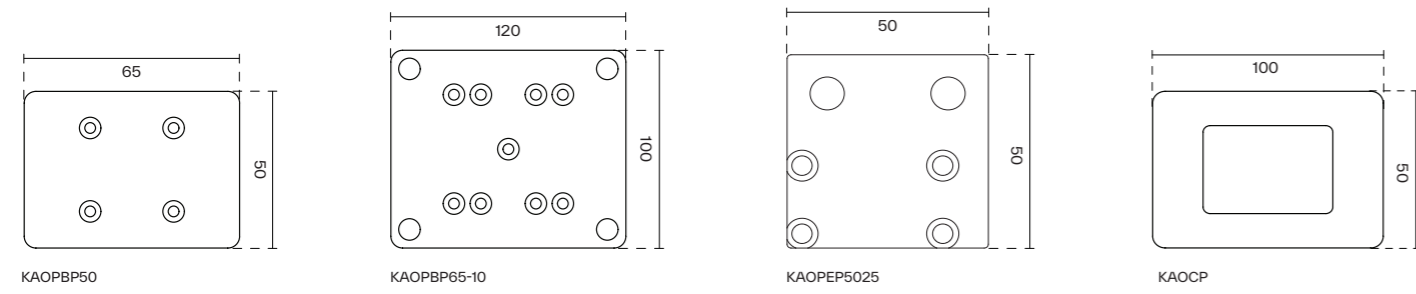
Accessories

A variety of components designed to be compatible with Knotwood's systems.

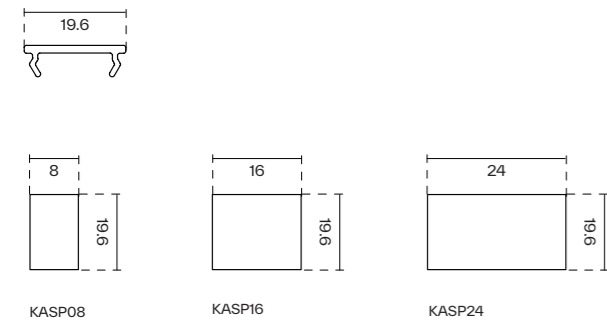
- Base Plates
- Spacers
- Endcaps
- Gate Components



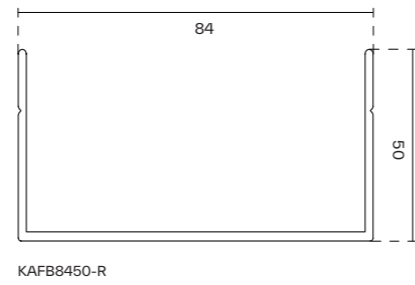
Base Plates



Spacers



Bracket

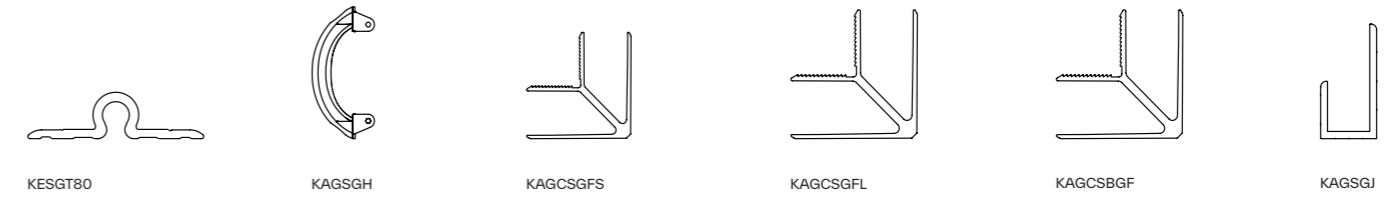


Endcaps

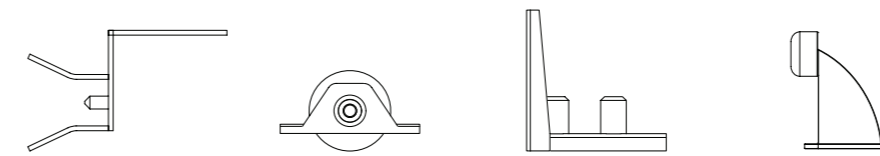
Matching aluminium endcaps are offered to suit all slat shapes and sizes.

The endcaps are a press fit design. Supply of endcaps with counter sunk screw holes are optional.

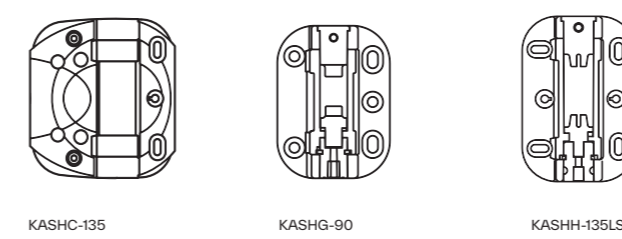
Gate Components



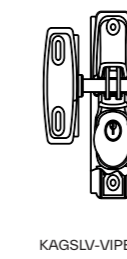
SLIDING GATE PACK - KAGSGP



Gate Hinges



Gate Lock





Consulting

Knotwood's consultants offer expert advice on which products and components will best suit your project. Our recommendations factor in the competitive price market and the need to design for low maintenance without compromising on aesthetics.

BIM & CAD

Knotwood products can be requested in various file types. Drawings include product componentry to general detailing for a wide range of applications. Basic 2D DWG are also available.

Project Costings

Our range of services include budgeting options through to pricing for tenders. We are set up to measure from PDF drawings, which are returned with itemised estimates, enabling cross-reference of quantities. Email sales@knotwood.com.au

Samples

We use overnight express and aim to deliver samples to your premises within 48 hours. Custom samples and sample boards can take between 1-3 weeks.

Terms & Conditions

Knotwood reserves the right to vary product specifications or delete products without prior notification, and takes no responsibility for printing errors. Dimensions are approximate. Information provided is representative of the products available at the time of printing and subject to change without notice.

Due to the manufacturing process up to 50mm (25mm of each end) of the extrusion may need to be trimmed back.

Our range of power coated products are supported by an up to 15 year performance warranty on the powder coating.

Contact your Knotwood representative for further details.



W. www.knotwood.com.au
E. sales@knotwood.com.au
P. 1300 566 896
A. Unit 2/63 Burnside Rd, Stapylton QLD 4207